



# FX RGB Fixture Guide



 Indoor/Outdoor |  Surface |  RGB output



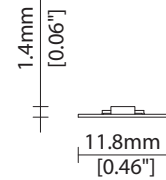
### Key applications

- ✓ Architectural detail
- ✓ Backlighting & signage
- ✓ Bathrooms
- ✓ Cabinet & furniture
- ✓ Cove lighting
- ✓ Display case
- ✓ Display case
- ✓ Hand rail
- ✓ Indirect lighting
- ✓ Interior
- ✓ Mirror back lighting
- ✓ Shelving display
- ✓ Special effect
- ✓ Wet area

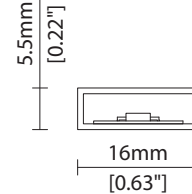
### Key features

- ✓ Custom lengths
- ✓ Cutable (IP20)
- ✓ Constant Voltage (CV)
- ✓ Diffusion: spotting
- ✓ IP20 dry area
- ✓ IP65 water resistant
- ✓ RGB

FX 07 RGB IP20



FX 07 RGB IP65



### MOUNTING METHODS



KKCP-07 Side clip (IP20)



KKCP-08 Side clip (IP65)



KKBK-18 RGB Silicone bracket (IP65)

Flexible

# FX RGB

## Specification sheet



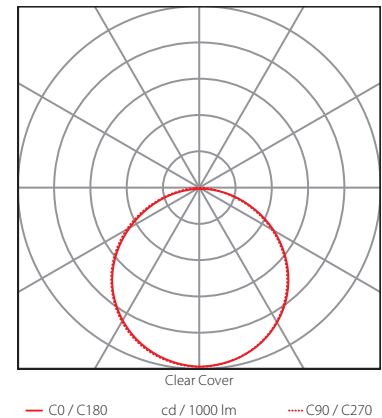
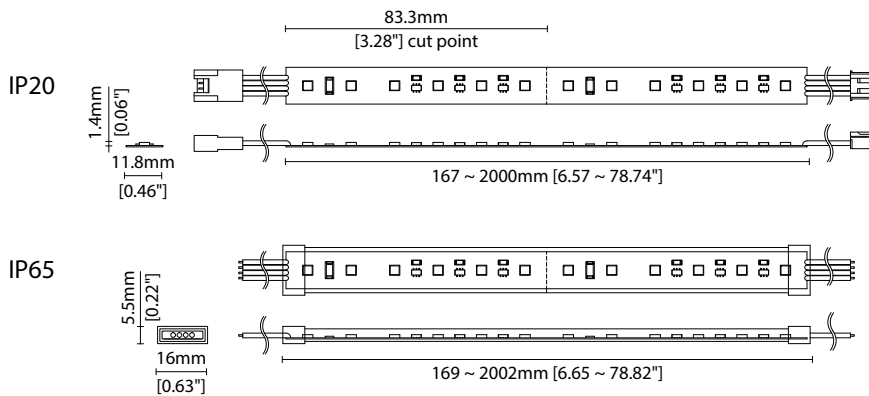
<b>Dimensions</b>	IP20: H1.4/W10/L167-2000mm (H0.06/W0.39/L6.57-78.74in) IP65: H5.5/W14/L169-2002mm (H0.22/W0.55/L5.00-78.82in)
<b>PCB Cut-point</b>	Power connection and cut point every 83.3mm (3.27in)
<b>LED Pitch</b>	13.9mm - 72 LED/m (0.55in - 22LED/ft)
<b>Chip</b>	RGB
<b>Cover/Optics</b>	No cover (110°)
<b>CCT</b>	Red 620-625nm/Blue 455-460nm/Green 520-525nm
<b>LED binning</b>	5nm tolerance
<b>CRI</b>	N/A
<b>Lifetime</b>	50,000 hours @ 25°C (50,000 hours @ 77°F)
<b>Operating temp</b>	IP20: T <sub>a</sub> = -25 to 50°C (T <sub>c</sub> max = 78°C) T <sub>a</sub> = -13 to 122°F (T <sub>c</sub> max = 172.4°F) IP65: T <sub>a</sub> = -25 to 50°C (T <sub>c</sub> max = 78°C) T <sub>a</sub> = -13 to 122°F (T <sub>c</sub> max = 172.4°F)
<b>IP Rating</b>	IP20/65
<b>Finish</b>	Silicone Cover for IP65
<b>Mounting</b>	3M double sided tape (IP20), Surface mounting clips (IP65)
<b>Min bend radius</b>	IP20 = Ø20mm (0.79in)/IP65 = Ø35mm (1.38in)
<b>Power feed</b>	Hardwire tails or male/female connectors (IP20/IP65)
<b>Control</b>	DMX/DALI



Power consumption	Supply voltage	Supply current
15.6 W/m (4.75W/ft)	24V DC	0.65A/m (0.20A/ft)

### No Cover

Red: 140lm/m (43lm/ft)  
Green: 378lm/m (115lm/ft)  
Blue: 74lm/m (23lm/ft)  
RGB: 546lm/m (166lm/ft)



Data derived from independent UKAS / IESNA LM-79-08 accredited testing of production samples.



# FX RGB Code Table



## FIXTURE

Model		Grade		LED		Colour (CCT)		Length Availability <sup>1</sup>		IP		Cable Length		Power Feed <sup>2</sup>		Input											
FX RGB	FX		s	FX8 RGB	907	RGB	RGB	IP20	m	167-2000mm 83.3mm increments	IP20	20	50mm (1.97in)	0050	Single no sheath tail	S00X	DC 24V	g									
																			IP65	m	169-2002mm 83.3mm increments	IP65	65	300mm (11.81in)	0300	Double no sheath tail	D00X
																			IP65	i	5.00-78.82in 3.27in increments	Double no sheath IP20 connector <sup>3</sup>	D20X				

<sup>1</sup> Refer to **Length Availability List** or enter total run length instead of length code

<sup>2</sup> Refer to **Power Feed Options** on **Options** pages

<sup>3</sup> Not available for IP65

## Code Example:

FX	-	s	-	907	-	RGB	-	m	-	502	-	20	-	0050	-	D20X	-	g
FX RGB				FX8 RGB		RGB		502mm		IP20		50mm (1.97in)		Double no sheath IP20 connector		DC 24V		

## ACCESSORIES

### Mounting Accessories

KKCP-07	Side clip (IP20)
KKCP-08	Side clip (IP65)
KKBK-18	RGB Silicone bracket (IP65)

\* Refer to **Mounting accessories** on **Accessories** pages

### Connection Accessories

KKCN-07	4 PIN RGB male & female 50mm (1.97in) pair
KKCN-09	4 PIN RGB male & female 300mm (11.81in) pair
KKCN-11	4 PIN RGB 300mm (11.81in) extension lead

\* Refer to **Power feed** on **Accessories** pages

### PSU/Driver

DALI/DMX

\* Refer to **Driver/PSU Options** page for details or provide requirement and KKDC to offer the suitable option

## LED ENGINE VARIANTS (LED STRIP TYPE)

Luminaire	LED	Lumen/m	Lumen/ft	W/m	W/ft	Spec Doc	Length	Increment
FX 07	R907	671	204	7	2.13	FX 07	IP20: 125-7000mm (4.92-275.59in) IP65: 127-7002mm (5.00-275.67in)	62.5mm (2.46in)
FX 14	R914	1450	442	15	4.57	FX 14	IP20: 125-4000mm (4.92-157.48in) IP65: 127-4002mm (5.00-157.56in)	62.5mm (2.46in)
FX 18	R918	1740	530	18	5.49	FX 18	IP20: 125-4000mm (4.92-157.48in) IP65: 127-4002mm (5.00-157.56in)	62.5mm (2.46in)
<b>FX RGB</b>	<b>907</b>	<b>Red 140 Green 378 Blue 74 RGB 546</b>	<b>Red 43 Green 115 Blue 23 RGB 166</b>	<b>15.6</b>	<b>4.75</b>	<b>FX RGB</b>	<b>IP20: 167-2000mm (6.57-78.74in) IP65: 169-2002mm (5.00-78.82in)</b>	<b>83.3mm (3.27in)</b>

\* Performance data: no cover, RGB

Flexible

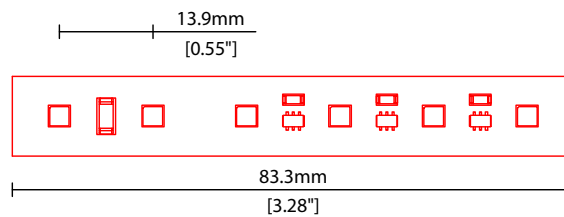
# FX RGB (IP20) Length Availability List

# KKDC

Length Code		Fixture Length <sup>1</sup>		LED Strip <sup>2</sup>		End Cap Dimension		Wattage (W)	Output (lm)			
Metric	Imperial(US)	Metric	Imperial(US)	Metric	Imperial(US)	Metric	Imperial(US)		R	G	B	W
m0167	i0007	167mm	6.56in	167mm	6.56in	N/A	N/A	2.60	47	126	25	182
m0250	i0010	250mm	9.84in	250mm	9.84in	N/A	N/A	3.90	70	189	37	273
m0333	i0013	333mm	13.12in	333mm	14.76in	N/A	N/A	5.20	93	252	49	364
m0417	i0016	417mm	16.40in	417mm	19.69in	N/A	N/A	6.50	117	315	62	455
m0500	i0020	500mm	19.69in	500mm	24.61in	N/A	N/A	7.80	140	378	74	546
m0583	i0023	583mm	22.97in	583mm	29.53in	N/A	N/A	9.10	163	441	86	637
m0667	i0026	667mm	26.25in	667mm	34.45in	N/A	N/A	10.40	187	504	99	728
m0750	i0030	750mm	29.53in	750mm	39.37in	N/A	N/A	11.70	210	567	111	819
m0833	i0033	833mm	32.81in	833mm	44.29in	N/A	N/A	13.00	233	630	123	910
m0917	i0036	917mm	36.09in	917mm	49.21in	N/A	N/A	14.30	257	693	136	1001
m1000	i0039	1000mm	39.37in	1000mm	54.13in	N/A	N/A	15.60	140	378	74	546
m1083	i0043	1083mm	42.65in	1083mm	59.06in	N/A	N/A	15.60	303	819	160	1183
m1167	i0046	1167mm	45.93in	1167mm	63.98in	N/A	N/A	18.20	327	882	173	1274
m1250	i0049	1250mm	49.21in	1250mm	68.90in	N/A	N/A	19.50	350	945	185	1365
m1333	i0052	1333mm	52.49in	1333mm	73.82in	N/A	N/A	20.80	373	1008	197	1456
m1417	i0056	1417mm	55.77in	1417mm	78.74in	N/A	N/A	22.10	397	1071	210	1547
m1500	i0059	1500mm	59.06in	1500mm	83.66in	N/A	N/A	23.40	420	1134	222	1638
m1583	i0062	1583mm	62.34in	1583mm	88.58in	N/A	N/A	24.70	443	1197	234	1729
m1667	i0066	1667mm	65.62in	1667mm	93.50in	N/A	N/A	26.00	467	1260	247	1820
m1750	i0069	1750mm	68.90in	1750mm	98.43in	N/A	N/A	27.30	490	1323	259	1911
m1833	i0072	1833mm	72.18in	1833mm	103.35in	N/A	N/A	28.60	513	1386	271	2002
m1917	i0075	1917mm	75.46in	1917mm	108.27in	N/A	N/A	29.90	537	1449	284	2093
m2000	i0079	2000mm	78.74in	2000mm	113.19in	N/A	N/A	31.20	560	1512	296	2184

<sup>1</sup> Actual total overall length of light fixture (LED strip + end caps + void/wire hole)

<sup>2</sup> Actual length of PCB strip



Flexible

# FX RGB (IP65) Length Availability List

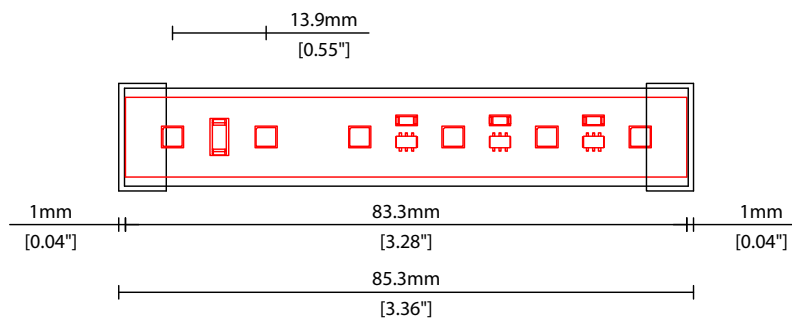
# KKDC

Length Code		Fixture Length <sup>1</sup>		LED Strip <sup>2</sup>		End Cap Dimension <sup>3</sup>		Wattage (W)	Output (lm)			
Metric	Imperial(US)	Metric	Imperial(US)	Metric	Imperial(US)	Metric	Imperial(US)		R	G	B	W
m0169	i0007	169mm	6.64in	167mm	6.56in	2mm	0.08in	2.60	47	126	25	182
m0252	i0010	252mm	9.92in	250mm	9.84in	2mm	0.08in	3.90	70	189	37	273
m0335	i0013	335mm	13.20in	333mm	13.12in	2mm	0.08in	5.20	93	252	49	364
m0419	i0016	419mm	16.48in	417mm	16.40in	2mm	0.08in	6.50	117	315	62	455
m0502	i0020	502mm	19.76in	500mm	19.69in	2mm	0.08in	7.80	140	378	74	546
m0585	i0023	585mm	23.04in	583mm	22.97in	2mm	0.08in	9.10	163	441	86	637
m0669	i0026	669mm	26.33in	667mm	26.25in	2mm	0.08in	10.40	187	504	99	728
m0752	i0030	752mm	29.61in	750mm	29.53in	2mm	0.08in	11.70	210	567	111	819
m0835	i0033	835mm	32.89in	833mm	32.81in	2mm	0.08in	13.00	233	630	123	910
m0919	i0036	919mm	36.17in	917mm	36.09in	2mm	0.08in	14.30	257	693	136	1001
m1002	i0039	1002mm	39.45in	1000mm	39.37in	2mm	0.08in	15.60	140	378	74	546
m1085	i0043	1085mm	42.73in	1083mm	42.65in	2mm	0.08in	15.60	303	819	160	1183
m1169	i0046	1169mm	46.01in	1167mm	45.93in	2mm	0.08in	18.20	327	882	173	1274
m1252	i0049	1252mm	49.29in	1250mm	49.21in	2mm	0.08in	19.50	350	945	185	1365
m1335	i0053	1335mm	52.57in	1333mm	52.49in	2mm	0.08in	20.80	373	1008	197	1456
m1419	i0056	1419mm	55.85in	1417mm	55.77in	2mm	0.08in	22.10	397	1071	210	1547
m1502	i0059	1502mm	59.13in	1500mm	59.06in	2mm	0.08in	23.40	420	1134	222	1638
m1585	i0062	1585mm	62.41in	1583mm	62.34in	2mm	0.08in	24.70	443	1197	234	1729
m1669	i0066	1669mm	65.70in	1667mm	65.62in	2mm	0.08in	26.00	467	1260	247	1820
m1752	i0069	1752mm	68.98in	1750mm	68.90in	2mm	0.08in	27.30	490	1323	259	1911
m1835	i0072	1835mm	72.26in	1833mm	72.18in	2mm	0.08in	28.60	513	1386	271	2002
m1919	i0076	1919mm	75.54in	1917mm	75.46in	2mm	0.08in	29.90	537	1449	284	2093
m2002	i0079	2002mm	78.82in	2000mm	78.74in	2mm	0.08in	31.20	560	1512	296	2184

<sup>1</sup> Actual total overall length of light fixture (LED strip + end caps + void/wire hole)

<sup>2</sup> Actual length of PCB strip

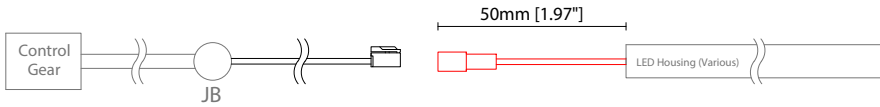
<sup>3</sup> Actual length of 2x end caps



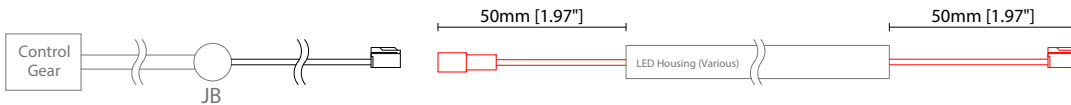
### POWER FEED OPTIONS

\* Options are an integral part of the fixture ordering codes. Please refer to **Code Table** pages.

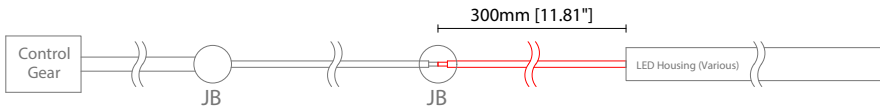
#### 0050 S20X 50mm (1.97") Single no sheath IP20 connector



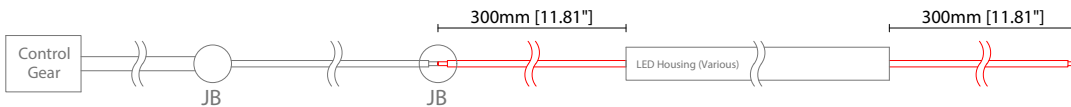
#### 0050 D20X 50mm (1.97") Double no sheath IP20 connector



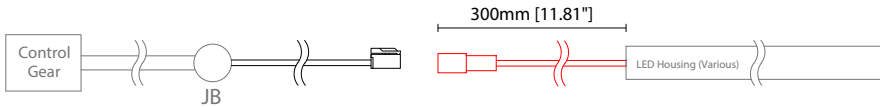
#### 0300 S00X 300mm (11.81") Single no sheath tail



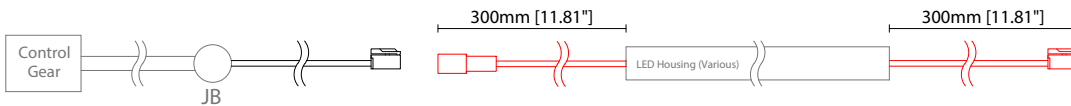
#### 0300 D00X 300mm (11.81") Double no sheath tail



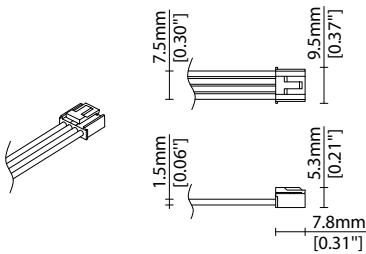
#### 0300 S20X 300mm (11.81") Single no sheath IP20 connector



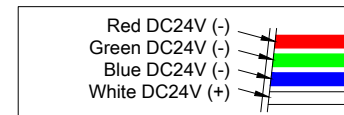
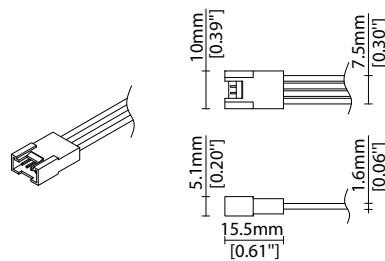
#### 0300 D20X 300mm (11.81") Double no sheath IP20 connector



### 4 Pin RGB Female Connector



### 4 Pin RGB Male Connector



### Key

Control Gear Power supply, sub-controllers & control systems

JB Junction box / cable connection

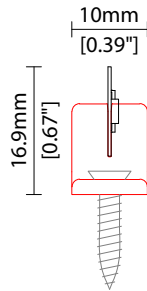
## MOUNTING ACCESSORIES

Note: Accessories are to be ordered separately with corresponding code shown below.



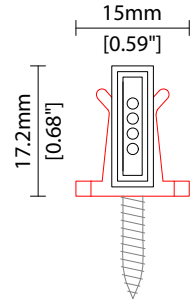
**KKCP-07**

Side clip  
(allow 4 per metre/40in)  
White plastic  
L25/W10/H15mm  
(L0.98/W0.39/H0.59")



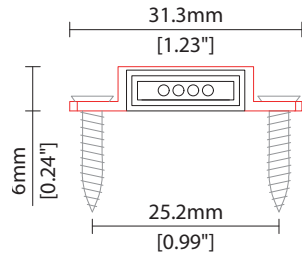
**KKCP-08**

IP65 side clip  
(allow 4 per metre/40in)  
Clear plastic  
L20/W15/H15.3mm  
(L0.78/W0.59/H0.6")

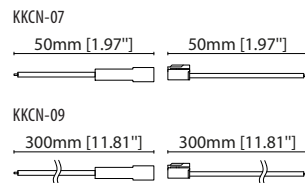



**KKBK-18**

IP65 RGB silicone bracket (allow 4  
per metre/40in)  
Translucent silicone  
L6/W31.3/H6mm  
(L0.24/W1.23/H0.24")



## POWER FEED

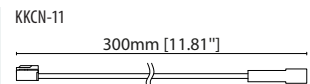


**KKCN-07** 50mm (1.97in) pair  
**KKCN-09** 300mm (11.81in) pair  
4 PIN RGB male + female  
connector set



**KKCN-11**

4 PIN RGB 300mm (11.81in)  
extension lead





# FX RGB Accessories



## KKDC CONTROL

---



IP20  
Plastic housing  
L170/W59/H29mm  
(L6.69/W2.32/H1.14in)

**KKDM-06** 1-10V  
visDIM dimmable sub-controller  
(4 x 8A max @ 12-36V)



IP20  
Plastic housing  
L170/W53.4/H28mm  
(L6.69/W2.10/H1.10in)

**KKSC-05** DMX  
visDIM dimmable sub-controller  
(4 x 5A max @ 12-36V)



IP20  
Plastic housing  
L170/W59/H29mm  
(L6.69/W2.32/H1.14in)

**KKDL-02** DALI  
visDIM dimmable sub-controller  
(4 x 8A max @ 12-36V)



IP20  
Plastic housing  
L166/W53.4/H23mm  
(L6.54/W2.10/H0.91in)

**KKDL-03** DALI  
visDIM dimmable sub-controller  
(4 x 5A max @ 12-36V)





# FX Driver/PSU Options



## AVAILABLE PSU OPTIONS

Control Mode	PSU (Order Code)	Input Voltage AC	Output Voltage DC	Rated Output Current	Rated Power	Dim %	IP Rating
Switched	CEN-60-24	90-295V	24V	2.5A	60W	-	IP67
	HLG-60H-24	90-305V	24V	2.5A	60W	-	IP67
	HLG-100H-24	90-305V	24V	4.0A	100W	-	IP67
	HLG-150H-24	90-305V	24V	6.3A	150W	-	IP67
	HLG-240H-24	90-305V	24V	10A	240W	-	IP67
0-10V (1-10V)	PWM-40-24	90-305V	24V	1.67A	40W	100-0.15 (100-10)	IP67
	PWM-60-24	90-305V	24V	2.5A	60W	100-0.15 (100-10)	IP67
	PWM-90-24	90-305V	24V	3.67A	90W	100-0.15 (100-10)	IP67
	PWM-120-24	90-305V	24V	5.0A	120W	100-0.15 (100-10)	IP67
DALI	LIN100A1	120-277V	24V	1A per channel	100W	100-0.1	IP66/IP40
DMX RGB	LIN100A1	120-277V	24V	1.33A per channel	100W	100-0.1	IP66/IP40
DMX RGBW	LIN100A1	120-277A	24V	1A per channel	100W	100-0.1	IP66/IP40

## Flicker Free Options - Combination of PSU+ sub-controller

Control Mode	PSU (Order Code)	Sub-controller (Order Code)	Input Voltage AC	Output Voltage DC	Rated Output Current	Rated Power	Dim %	IP Rating PSU/ Sub-controller
0-10V or 1-10V	CEN-60-24	KKDM-06	90-295V	24V	2.5A	60W	100-0.9	IP67/IP20
	HLG-60H-24	KKDM-06	90-295V	24V	2.5A	60W	100-0.9	IP67/IP20
	HLG-100H-24	KKDM-06	90-295V	24V	4.0A	100W	100-0.9	IP67/IP20
	HLG-150H-24	KKDM-06	90-295V	24V	6.3A	150W	100-0.9	IP67/IP20
	HLG-240H-24	KKDM-06	90-295V	24V	10.0A	240W	100-0.9	IP67/IP20
DALI	CEN-60-24	KKDL-02/03	90-295V	24V	2.5A	60W	100-0.1	IP67/IP20
	HLG-60H-24	KKDL-02/03	90-305V	24V	2.5A	60W	100-0.1	IP67/IP20
	HLG-100H-24	KKDL-02/03	90-305V	24V	4.0A	100W	100-0.1	IP67/IP20
	HLG-150H-24	KKDL-02/03	90-305V	24V	6.3A	150W	100-0.1	IP67/IP20
	HLG-240H-24	KKDL-02/03	90-305V	24V	10.0A	240W	100-0.1	IP67/IP20
DMX RGB	CEN-60-24	KKSC-05	90-295V	24V	2.5A	60W	100-0.9	IP67/IP20
	HLG-60H-24	KKSC-05	90-305V	24V	2.5A	60W	100-0.9	IP67/IP20
	HLG-100H-24	KKSC-05	90-305V	24V	4A	100W	100-0.9	IP67/IP20
	HLG-150H-24	KKSC-05	90-305V	24V	6.3A	150W	100-0.9	IP67/IP20
	HLG-240H-24	KKSC-05	90-305V	24V	10.0A	240W	100-0.9	IP67/IP20

<sup>1</sup> The items shown above cover the most frequently used specification but does not exhaust the possible options

<sup>2</sup> PSU and/or driver can be chosen from the table, or KKDC may recommend the best option upon receipt of the controls requirement and installation environment

<sup>3</sup> Electrical shop drawing will include detailed information of PSU and relevant control drivers

<sup>4</sup> Cut sheets are available on the controls section of [www.kkdc.lighting](http://www.kkdc.lighting) or upon request